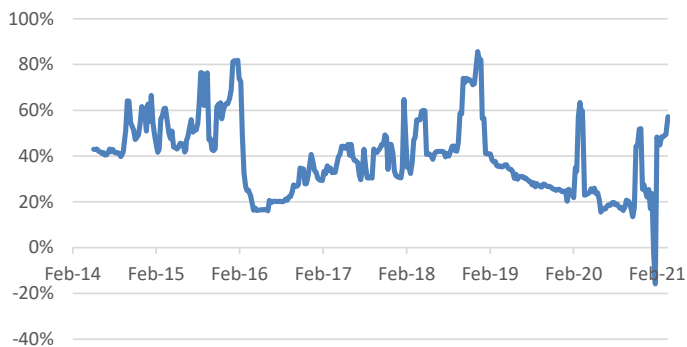


# BMO Tactical Dividend ETF Fund Highlights

Defense Core Beta: 69.1% Offense



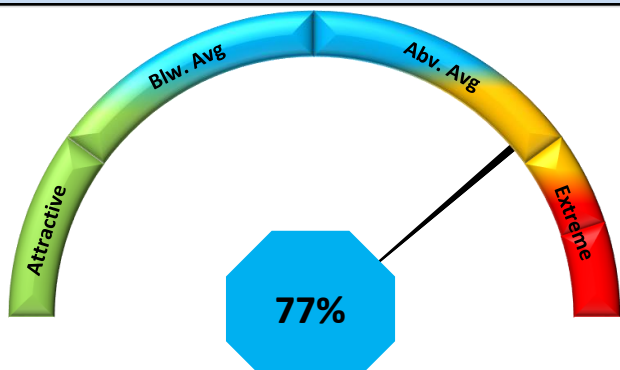
Net Beta (Core - Protection): 57.2%



## Market Strategy (Risk Management)

Modest Defense: The current core beta is 69.1% vs. the benchmark of 101% and up from 64.5% last week. The current degree of beta protection is about -12%. We continue to increase EM exposure relative to other regions. We see the best long-term value and growth in EM dividends. EM is about as cheap as it has ever been versus US large caps. The chart on page 2 shows EM small caps (DGS) relative to S&P 500 (ZUE) over the past 5 years. If we looked back to the GFC the relative value would be even more stark. There is not a better value play globally to take advantage of demographic trends over the next few decades. Markets dominated by large cap tech remain extremely overvalued with tiny dividend relative to history. As our gold exposure (ZGD), the proceeds from a reduction here is earmarked for a big increase in EM small caps. We trimmed a bit last week on improving relative strength in the gold names. We see a 20-30% move coming in the next few months as a great tactical opportunity to shift towards more EM exposure. We slightly reduced US\$ exposure last week with a shift from ZPAY/ZPAY-F.

## PRO EYEs Macro Risk Model



When the PRO EYEs indicator is at elevated levels, we will incorporate additional downside protection in the portfolio as an overlay to the core "BEST IDEAS" holdings. The current correction risk is rising and we look to add to downside protection. We see a summer rally peak in the 4200-4300 range. That's our upside target for a covered call.

## Top Holdings

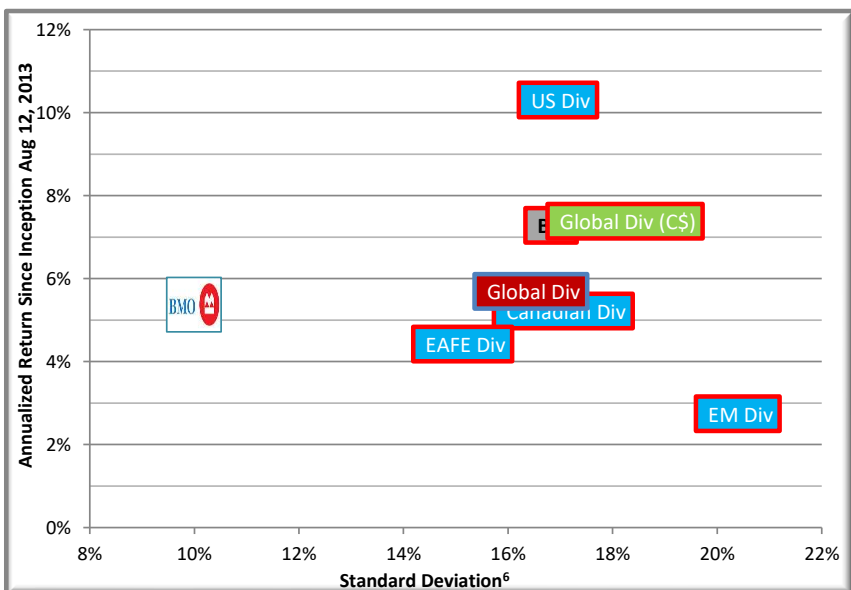
Ticker	Name	Position
ZDI	BMO International Dividend ETF	23.2%
ZGD	BMO Equal Weight Global Gold Index ETF	19.5%
ZWP	BMO Europe High Dividend Covered Call ETF	15.7%
ZPAY	BMO Premium Yield ETF	11.2%
EDIV	SPDR S&P Emerging Markets Dividend ETF	6.3%
ZUD	BMO US Dividend Hedged to CAD ETF	4.4%
AMLP	Alerian MLP ETF	4.2%
ZPAY/F	BMO Premium Yield ETF	4.0%
DEM	WisdomTree Emerging Markets High Dividend Fund	2.9%
DVYE	iShares Emerging Markets Dividend ETF	2.5%
DGS	WisdomTree Emerging Markets SmallCap Dividend Fund	2.4%
ZWU	BMO Covered Call Utilities ETF	2.2%

As of: 04/09/21	04/09/21	04/01/21	Change
FX (USD)	50.9%	55.4%	-4.5%
Beta <sup>2</sup>	69.1%	64.5%	4.6%
Protection	-11.9%	-14.1%	2.2%
Correlation	59.2%	58.5%	0.6%
Yield <sup>3</sup>	4.24%	4.18%	0.06%
ETF Holdings	12	11	1
Volatility <sup>4</sup>	9.99%	10.00%	0.00%
CAD	1.2530	1.2548	-0.1%

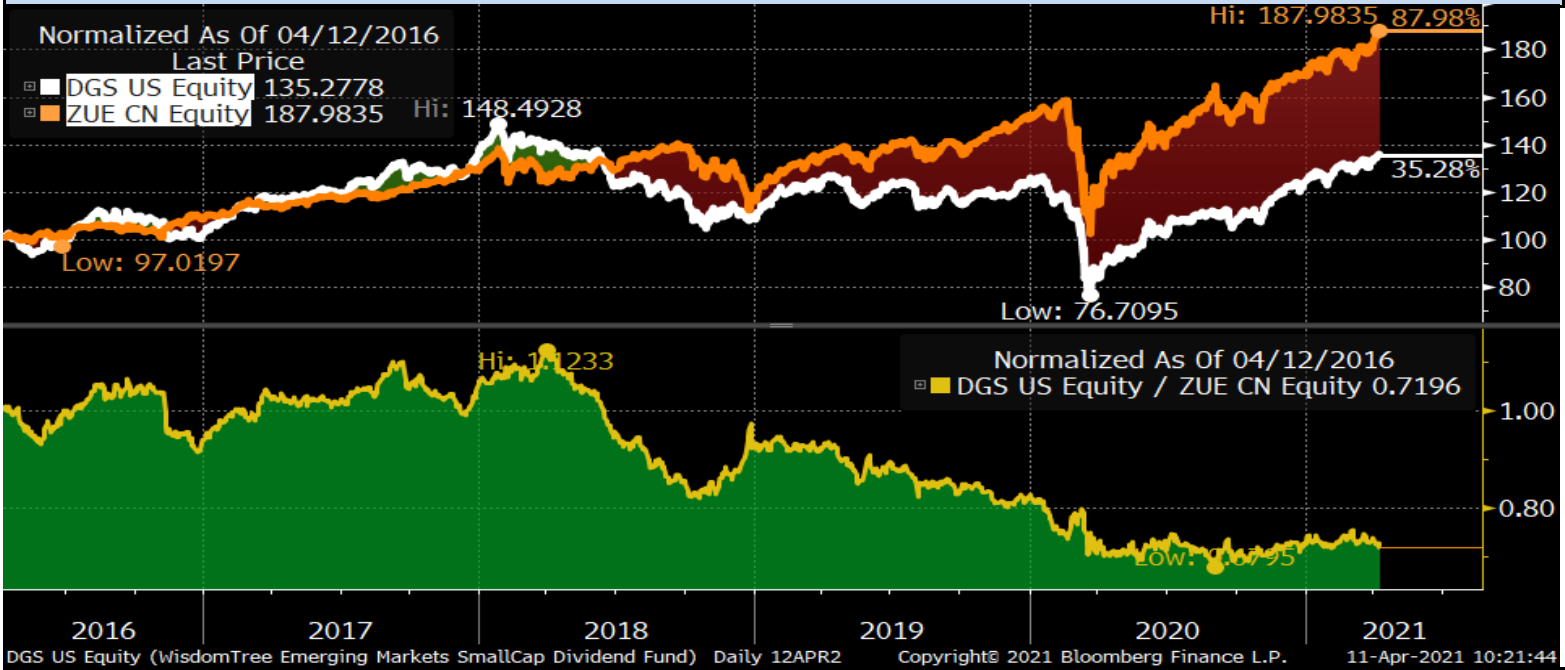
## Performance Metrics (A-Class)

Total Return	Net	Gross	Upside/Downside <sup>5</sup>
YTD	0.34%	0.85%	Upside 25%
Previous Quarter	-0.71%	-0.23%	Downside 49%
Previous Year	0.46%	2.38%	Months Up 61
3-Year	-0.45%	1.47%	Months Dn 30
5-Year	2.21%	4.13%	
Annualized SI	3.45%	5.37%	Sharpe Ratio 0.44

Fund Codes: Advisor BMO99734; Low Load BMO98734; F-Class BMO95734; F6 BMO36734; ETF ZZZD; No Load Retail: BMO70734



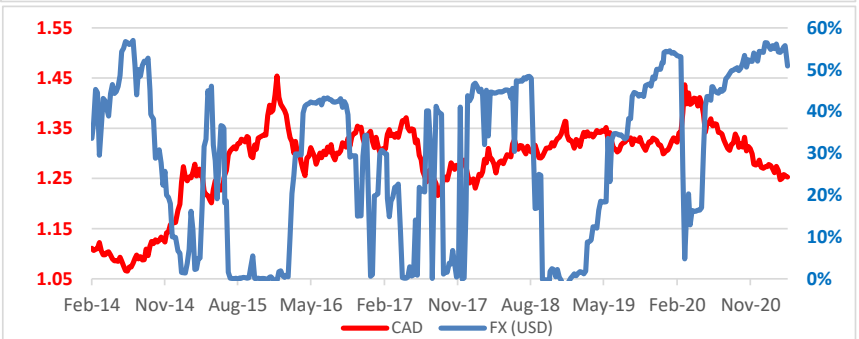
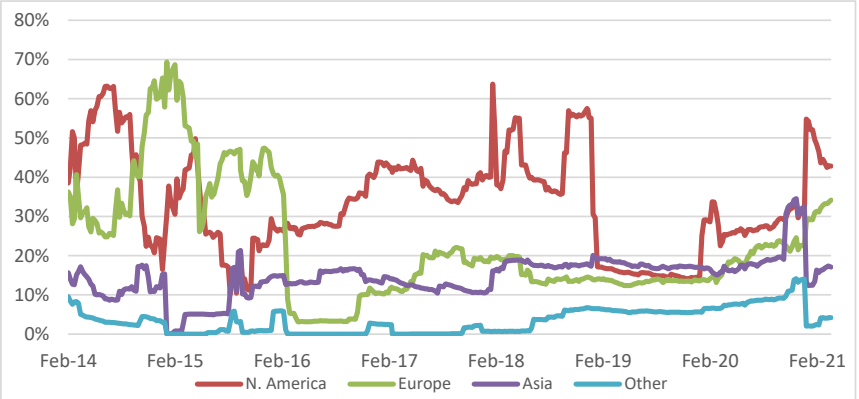
# Chart(s) of The Week



## Tactical Asset Allocation

Equity	N. America	Europe	Asia	Other
04/09/21	42.8%	34.2%	17.1%	4.2%
04/01/21	42.9%	33.6%	17.3%	4.2%
Change	-0.1%	0.6%	-0.2%	-0.1%
Benchmark	67.3%	17.4%	13.1%	2.1%

Sector	4/09/21	4/01/21	Change	BM
Basic Materials	24.82%	25.15%	-0.3%	7.8%
Communications	5.12%	5.15%	0.0%	8.9%
Consumer, Cyclical	6.63%	6.65%	0.0%	4.9%
Consumer, Non-cyclical	16.06%	15.89%	0.2%	8.4%
Energy	6.16%	6.13%	0.0%	9.6%
Financial	12.58%	12.52%	0.1%	31.3%
Government	10.05%	9.90%	0.1%	0.0%
Industrial	6.42%	6.33%	0.1%	6.3%
Technology	4.03%	3.97%	0.1%	2.5%
Utilities	6.12%	6.06%	0.1%	0.0%



This communication is intended for information purposes only. This update has been prepared by ETF Capital Management, the portfolio manager of BMO Tactical Dividend ETF Fund and represents their assessment at the time of publication. The views are subject to change without notice as markets change over time. The information contained herein is not, and should not be construed as, investment advice to any party. Investments should be evaluated relative to the individual's investment objectives and professional advice should be obtained with respect to any circumstance. The statistics provided in this presentation are based on information believed to be reliable, but BMO Investments Inc. cannot guarantee they are accurate or complete. BMO Global Asset Management is a brand name that comprises BMO Asset Management Inc., BMO Investments Inc., BMO Asset Management Inc. and BMO's specialized investment management firms. BMO Mutual Funds are offered by BMO Investments Inc., a financial services firm and separate legal entity from the Bank of Montreal. Commissions, management fees and expenses may be associated with mutual fund investments. Please read the prospectus before investing. Mutual funds are not guaranteed, their values change frequently and past performance may not be repeated.

1 The benchmark is the return of the targeted portfolio. As of Jan 1, 2017, the target portfolio is 80% (CYH) and 20% (ZDV); 2 Beta is a measure of how a fund responds to moves in the broader market. A beta of greater than 1.0 suggests that the fund is more volatile than the market, while a beta of less than 1.0 suggests that the fund is less volatile. 3 Yield is the most recent income received by the fund in the form of dividends, interest and other income annualized based on the payment frequency, divided by the current market value of the fund's investments. 4 Volatility is the annualized standard deviation which is a measure of risk. 5 Upside/Downside is a statistical measure of how much of the fund performance a manager captured during up-markets or down-markets. Typically, an investor would prefer a higher upside capture and lower downside capture. The time period presented is since inception. 6 Standard Deviation is a measure of risk that calculates the variation of a fund's performance around its average over a specific time period. © "BMO (M-bar roundel)" is a registered trade-mark of Bank of Montreal, used under license. ETF Capital Management is a registered trade name of Quintessence Wealth, a Portfolio Manager, Investment Fund Manager and Exempt Market Dealer registered with the Canadian Securities Administrators.